Definisi Proyek

Steps

- Defining the project scope
  - Project objectives
  - Deliverables
  - Milestones
  - Technical requirement
  - Limits & exclusion
  - Reviews with customer
- Establishing project priorities
- Creating WBS
- Integrating WBS with OBS
- Coding the WBS for the IS

MATERI

1. Penentuan tujuan proyek
2. Penentuan spesifikasi proyek
3. Penentuan hal-hal yang harus dikerjakan (task)
4. Pembagian tanggung jawab secara umum

1. PENENTUAN TUJUAN PROYEK

- Tujuan proyek akan tergantung pada jenis proyek itu sendiri
- Jenis proyek yang dimaksud adalah:
  - Proyek engineering-konstruksi: pembuatan gedung bertingkat, jembatan, dsb (pengkajian kelayakan, design engineering, pengadaan & konstruksi)
  - Proyek engineering-manufaktur: menghasilkan produk baru (desain engineering, pengembangan produk, pengadaan, manufaktur, perakitan, uji coba fungsi dan operasi produk)
  - Proyek penelitian & pengembangan: output dan tahapannya bervariasi
  - Proyek pelayanan manajemen: merancang sistem informasi, dsb (perencanaan, implementasi, evaluasi, laporan akhir)
  - Proyek kapital: pembebasan tanah, penyiapan lahan, pembelian material dan peralatan (kebutuhan, perencanaan, eksekusi, evaluasi)

2. PENENTUAN RUANG LINGKUP (SPESIFIKASI) PROYEK

1. Project objectives
2. Deliverables
3. Milestones
4. Technical requirement
5. Limits & exclusion
6. Reviews with customer

Project Scope

- PROJECT OBJECTIVES
  - To construct a high quality, custom home within five months at cost not to exceed $150,000.
- DELIVERABLES
  - A 2,200-square foot, 2 1/2 bath, 3 bedroom, finished home.
  - A finished garage, insulated and sheetrocked.
  - Kitchen appliances to include range, oven, microwave, and dishwasher.
  - High-efficiency gas furnace with programmable thermostat.
- MILESTONE
  - Permits approved – March 5.
  - Foundation poured – March 14.
  - Final inspection – June 7

PROJECT MANAGEMENT TRADE-OFFS

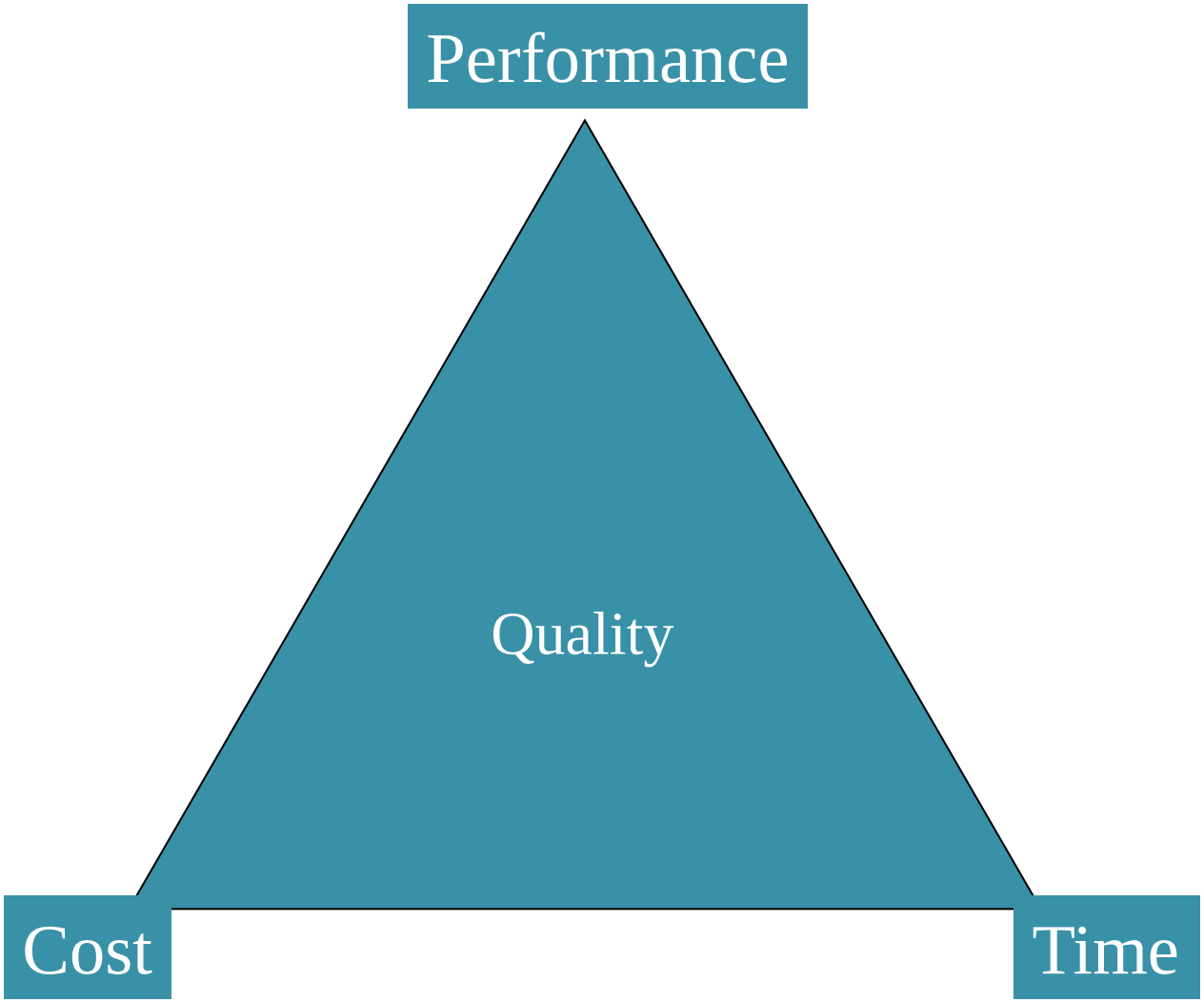

CONSTRAIN IN PROJECT

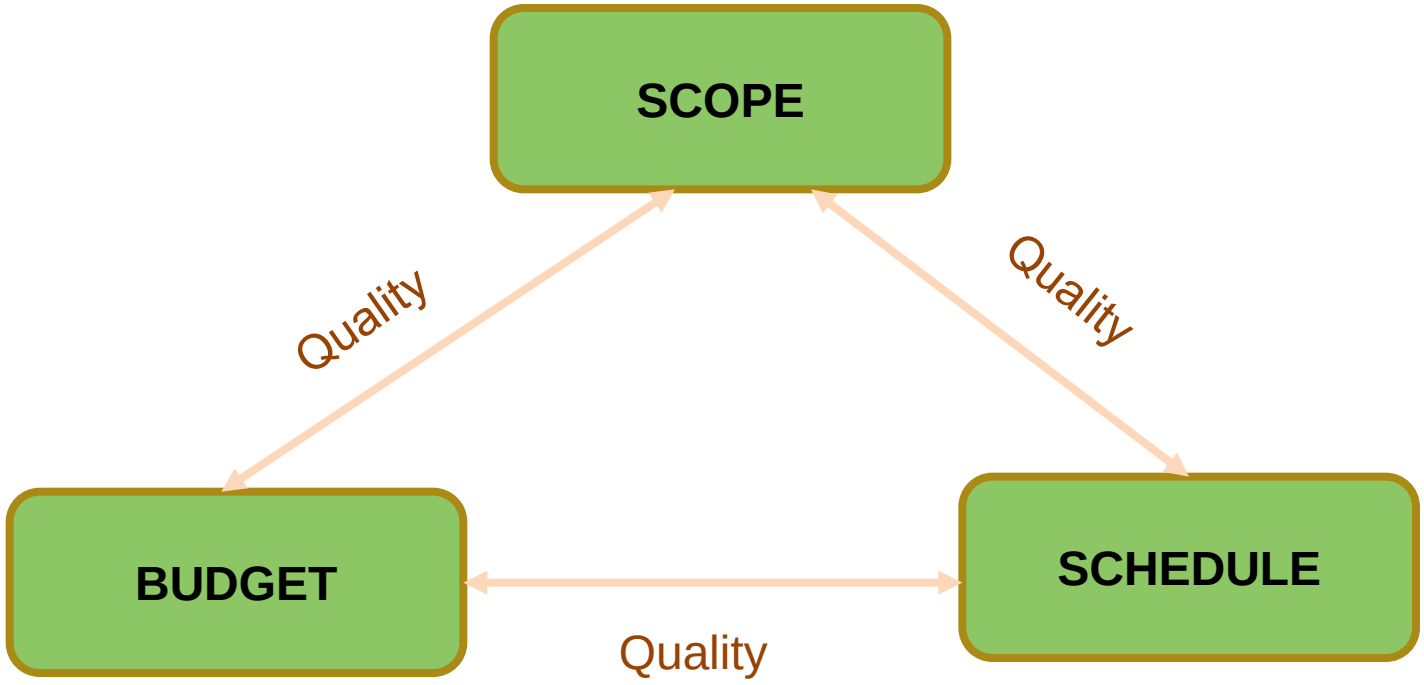

Project life cycle

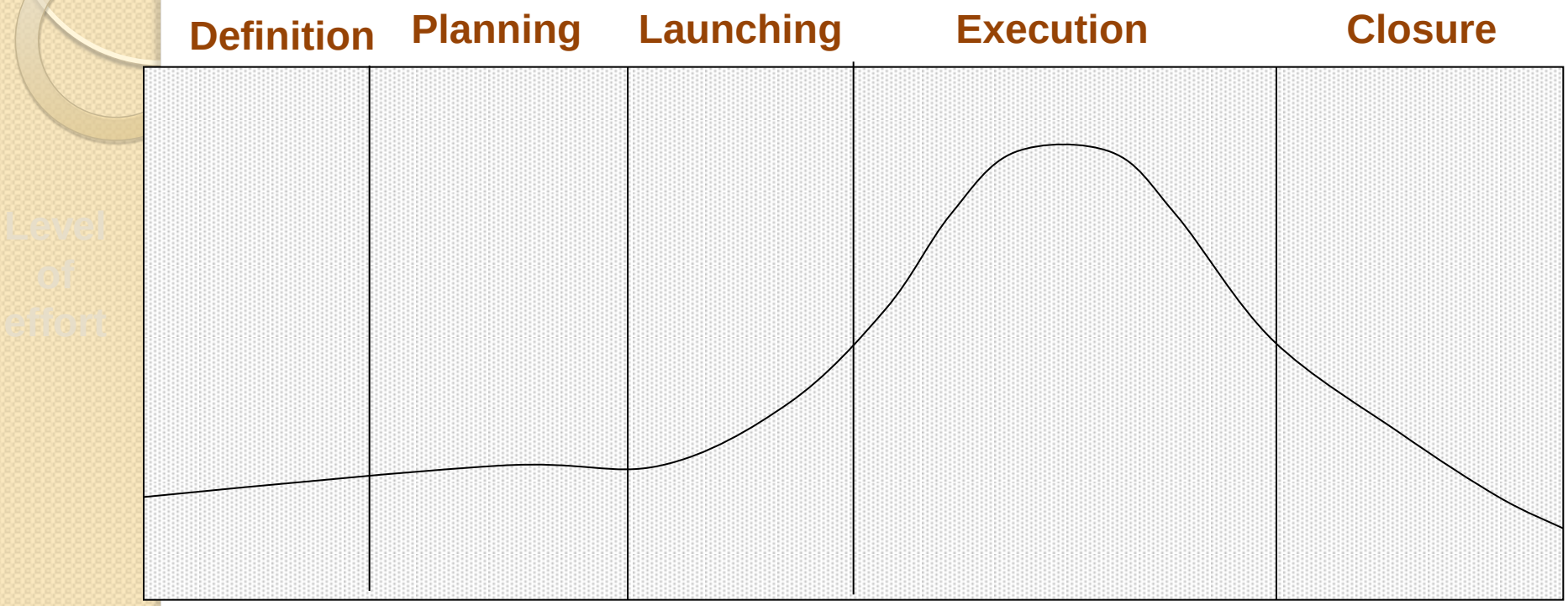

Definition
1. Definition
2. Scope of works
3. Stakeholders
4. Risks

Planning
1. Work Breakdown Structure
2. Budgets
3. Resources
4. Risks Review
5. Critical Path

Launching
1. Meeting schedule
2. Critical Success Factor
3. Information & communication

Execution
1. Assignment
2. Monitoring
3. Milestone approval

Closure
1. Sign-off
2. Review

PROJECT PRIORITY MATRIX

	Time	Performance	Cost
Constrain		○	
Enhance	○		
Accept			○

3. PENENTUAN TASK - WORK BREAKDOWN STRUCTURE

Level	Hierarchical breakdown	Description
1	Project	Complete project
2	Deliverable	Major deliverables
3	Subdeliverable	Supporting deliverables
4	Lowest subdeliverable	Lowest management responsibility level
5	Cost account*	Grouping of work packages for monitoring progress and responsibility
	Work package	Identifiable work activities

4. PEMBAGIAN TANGGUNG JAWAB SECARA UMUM (WORK PACKAGE)

- Defines work (what)
- Identifies time to complete work package (how long)
- Identifies a time-phased budget to complete a work package (cost)
- Identifies resources needed to complete a work package (how much)
- Identifies a single person responsible for units of work (who)
- Identifies monitoring points for measuring progress

WORK PACKAGE ESTIMATE

WP Description	**Final Version**	**Page**	**1 of 1**
WP ID	**1.1.3.2**	**Project**	**PC Proto**
Deliverable	**Circuit Board**	**Date**	**9/29/XX**
Original Unit	**Software**	**Estimator**	**RMG**
WP Duration	**3 work weeks**	**Total Budget**	**$ 465**

TIME PHASED BUDGET							
		Work Period					
Direct Costs	**Rate**	**1**	**2**	**3**	**4**	**5**	**Total**
• **Code**	**$ XX/hr**	**50**	**30**	**20**			**$ 100**
• **Document**	**$ XX/hr**		**10**	**15**			**25**
• **Publish**	**$ XX/hr**			**5**			**5**
Total Labor		**50**	**40**	**40**			**$ 130**
• **Materials**			**20**				**20**
• **Equipment**	**$ XX/hr**	**50**	**15**	**50**			**115**
• **Other….**							
TOTAL DIRECT		**100**	**75**	**90**			**$ 465**

WORK BREAKDOWN STRUCTURE

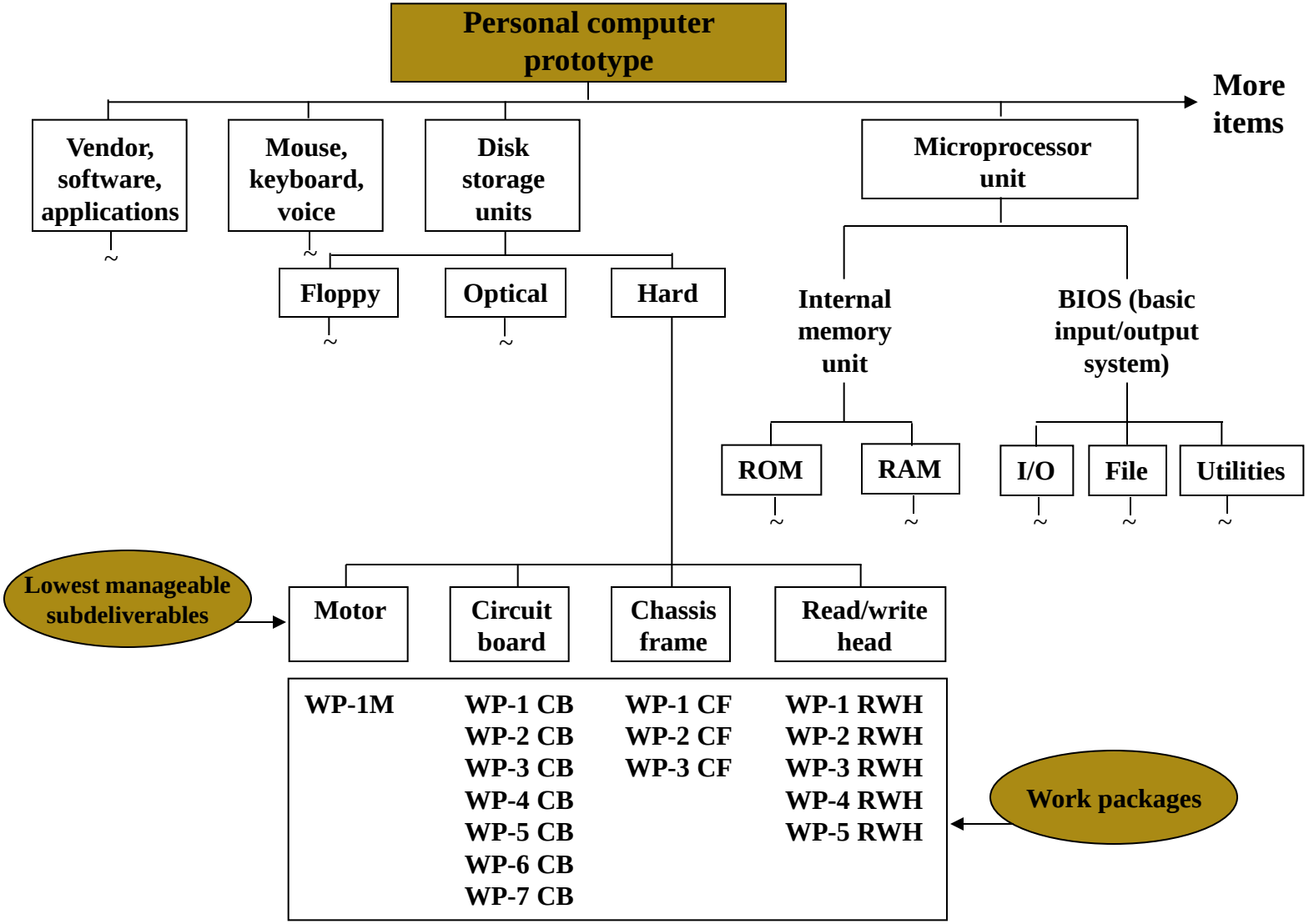

INTEGRATION OF WBS & ORGANIZATION

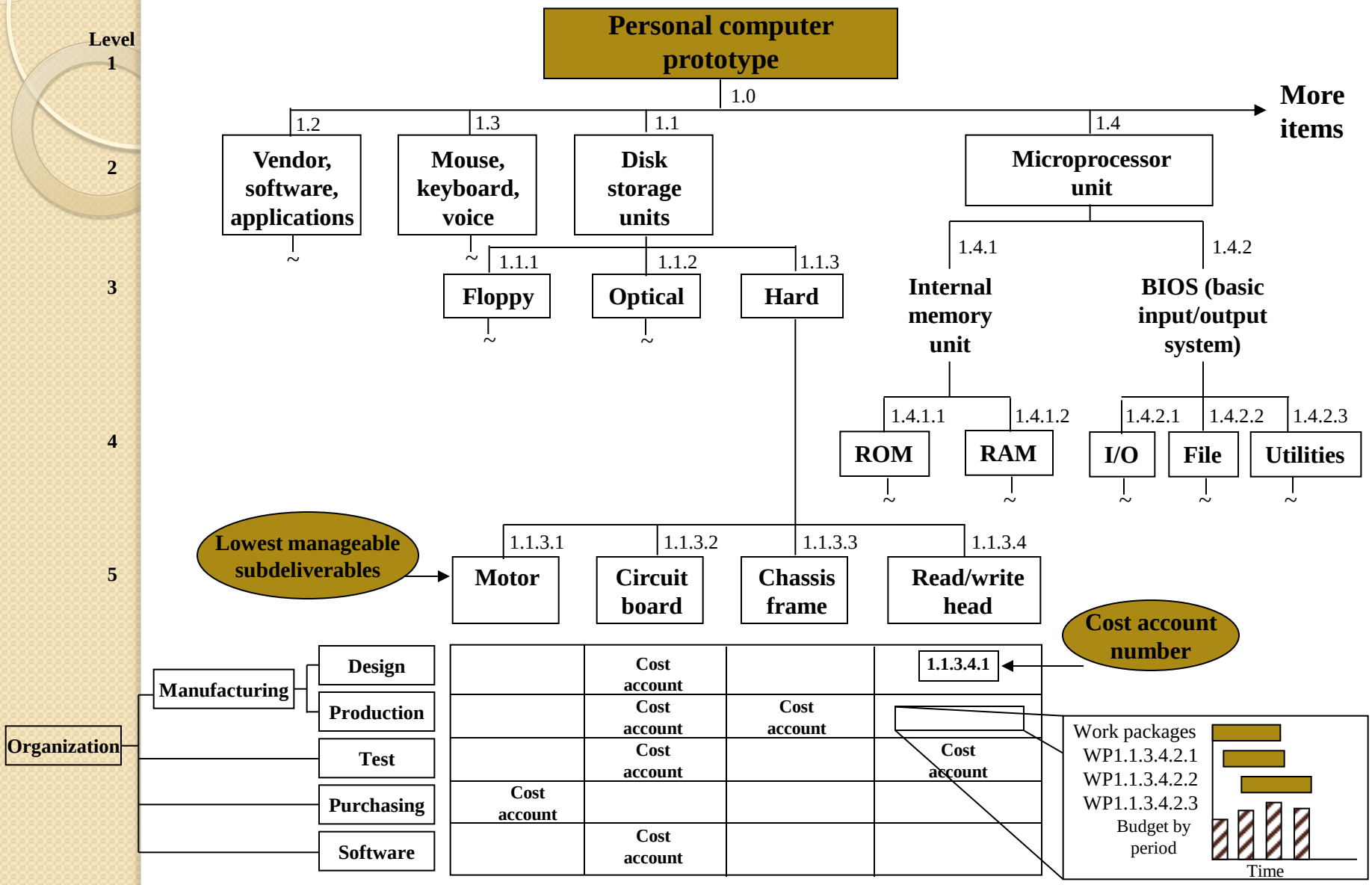

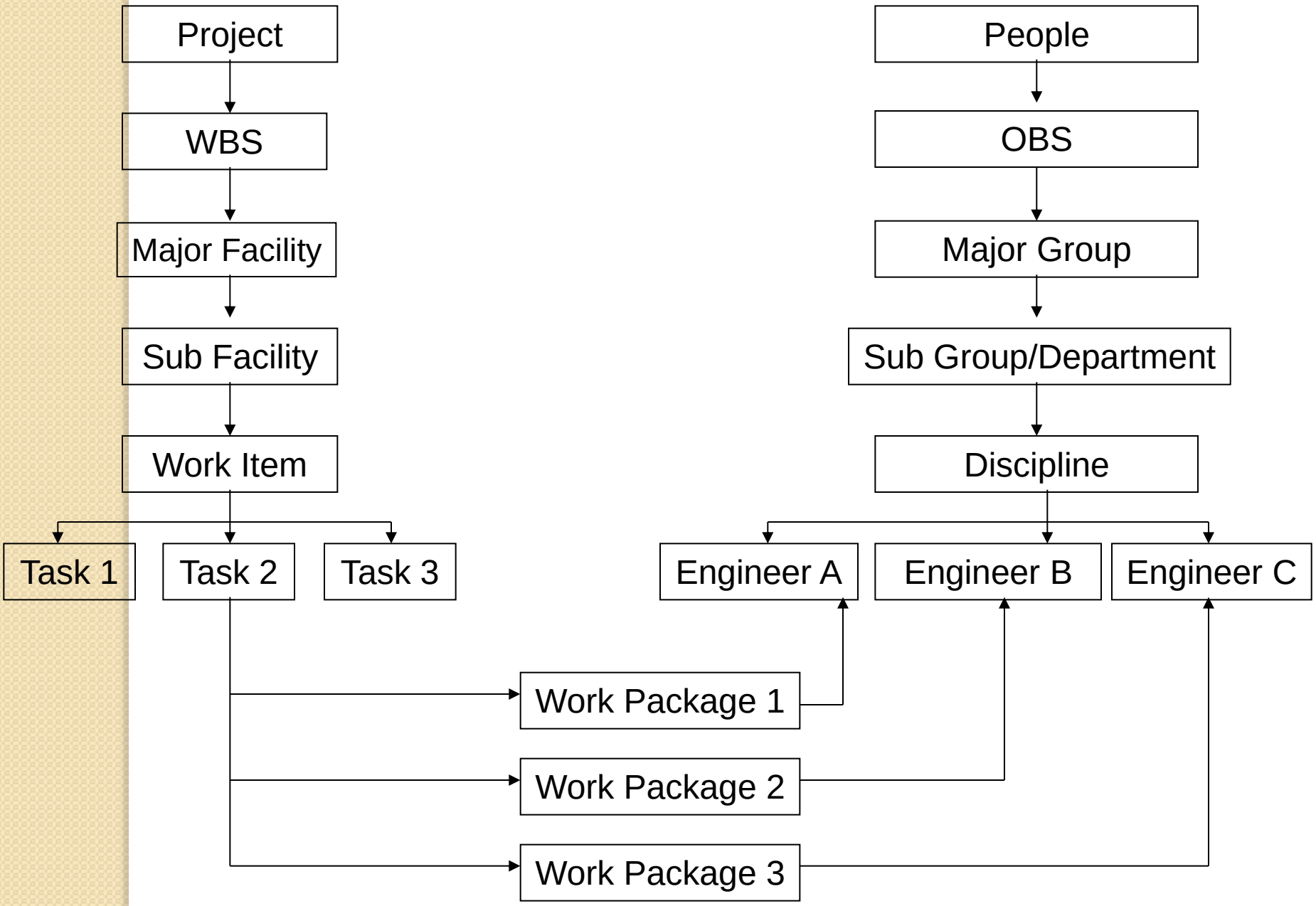
Project
WBS
Major Facility
Sub Facility
Work Item
Task 1
Task 2
Task 3
People
OBS
Major Group
Sub Group/Department
Discipline
Engineer A
Engineer B
Engineer C
Work Package 1
Work Package 2
Work Package 3

CODING THE WBS

1.0 Computer Project

- 1.1 Disk storage unit
  - 1.1.1 Floppy
  - 1.1.2 Optical
  - 1.1.3 Hard
    - 1.1.3.1 Motor
      - 1.1.3.1.1 Sourcing work package
      - .
      - .
      - .
    - 1.1.3.2 Read/write head
      - 1.1.3.2.1 Cost account

LATIHAN

- Tentukan proyek berserta output yang diharapkan
- Tentukan ruang lingkupnya
- Buat work package untuk salah satu task
- Buat WBS